

## Stock Clamshells with a Common Mold Base

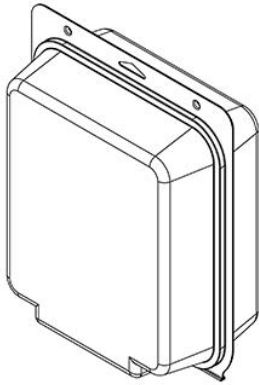
These images demonstrate clamshells with the same Overall Outside Dimensions, but with variations in the associated cavity and insert card dimensions.

### Series 900 - 903 and 905

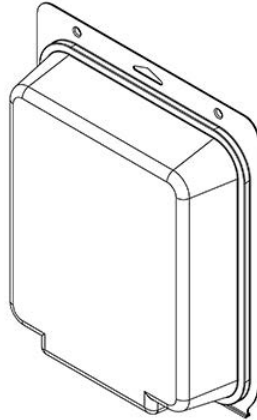
Overall Length = 11.000

Overall Width = 9.375

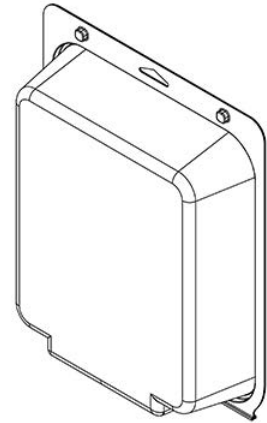
The stock clamshells on this page  
are made from Mold Base #950



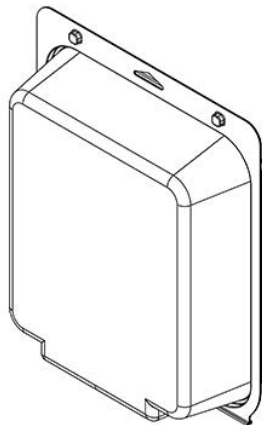
900TF



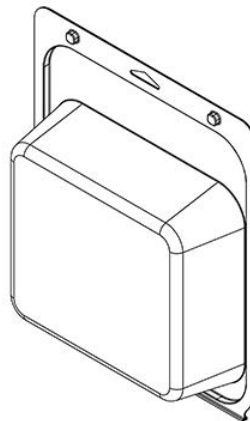
901TF



902TF



903TF



905TF